

# Little Books

For

# October



# Using the little books:

## Each little book has one, two or three of these options:

- print and black and white illustrations

This option is best if the book is being read by the class or a group, with a copy for each child. The picture tells the child what the words are likely to be, so early readers can be successful. The pictures may be coloured later.

- print with no illustrations

The children can draw their own illustrations, once they have been taught the words and can read the little book - or each page can be taught and then the illustration drawn.

- print with coloured illustrations.

To print a class set of little books in colour is likely too expensive, but the teacher can teach from a coloured copy. The coloured copy could be tacked on a bulletin board for 'read the room' activities, or put in the class library for later reading.

## Making the little books.....

The pages in the little books in PDF have been turned so that they should photocopy correctly.

To photocopy from one-sided copies, the pages should stand the 'tall' portrait way. On the top of the pile, page 1 and 8 should face right, under it page 2 and 7 should face left, page 3 and 6 should face right and page 4 and 5 at the bottom of the pile should face left. Fold in half, of course.

To staple, use a 'long neck' stapler and put two staples on the fold.

# Ideas for Teaching the Little Books

## 1. October

This is a good little book to teach on October 1, perhaps after calendar time and you have been talking about the new month. October is an exciting and interesting time in the classroom, with Thanksgiving and Halloween. Fall is almost over in most parts of Canada, and we have cooler air.

Print the words *October*, *Thanksgiving* and *Halloween* on a chart.

Show the little book in colour. The children should know the word 'October' on the cover, and discuss the turkey and the pumpkin.

Read through the little book several times, with your finger under each word as you read. Find words that the students know and have the children highlight them on your copy.

Have the students 'read' with you several more times. Can they show you words that they now can read? If you print the coloured pages single-sided, you can cut the pages apart and put them up on a bulletin board for the students to read-the-room.

You can photocopy the black and white version for the students to read and colour. If the students want to do their own illustrations, the 'no illustrations' version can be used.

## 2. The Apple Song

You may have done the apple unit in September, but apples are also an Autumn October theme, too.

This can be sung to B I N G O, of course, and you can read the coloured version through the first time, or sing it - with the chorus being put after every verse.

Talk about apples growing on trees - and some students may have an apple tree at their home. Apples are different colours and have different tastes..... teach the word 'tart' as the opposite of sweet. the taste that makes your mouth curl up a bit!

Buy a few of each kind of apple - the McIntosh, Granny Smith, Gala and Delicious. Talk about the colours, and label them - then cut pieces of each for the students to eat. Have them take nibbles of each, thinking about the apple name. Which is sweet? Which is tart?

Make a simple graph on a chart, and see which apple is the favourite. There is no right or wrong answer, of course, just a personal choice. The flavours are different.

Talk about things the students like that are made from apples.

Once the students are familiar with the words and can recite the song, give out either the B&W copy or the one with no illustrations. Put up the coloured copy for the students to read.

### 3. Thanksgiving Time

Talk about Thanksgiving, and the meaning of the word - and the word 'thankful'.

This is a simple 4 line poem. You can print it out on a chart, and then read it through with the children. Teach the important words - *Thanksgiving time is here*, and highlight words the students know - perhaps *and, is, for, a, friends, here*.

Talk about the main things to be thankful for - family, friends and food. Why is the turkey important for Thanksgiving? The students can share their own celebration coming up - who will be together and what will they have for dinner.

Show the coloured booklet, and read through touching the words. This can be tacked up on a bulletin board or put into the class library for the students to read.

Give out the B&W copy or the one with no illustrations, and have the students read, touching each word as they say it. Then they can colour the pictures or draw their own.

### 4. Thanksgiving Colours

It's correct - the foods we eat for Thanksgiving have all the autumn colours - brown, orange, yellow, green and red! Other than the green, these colours are all 'warm' colours.

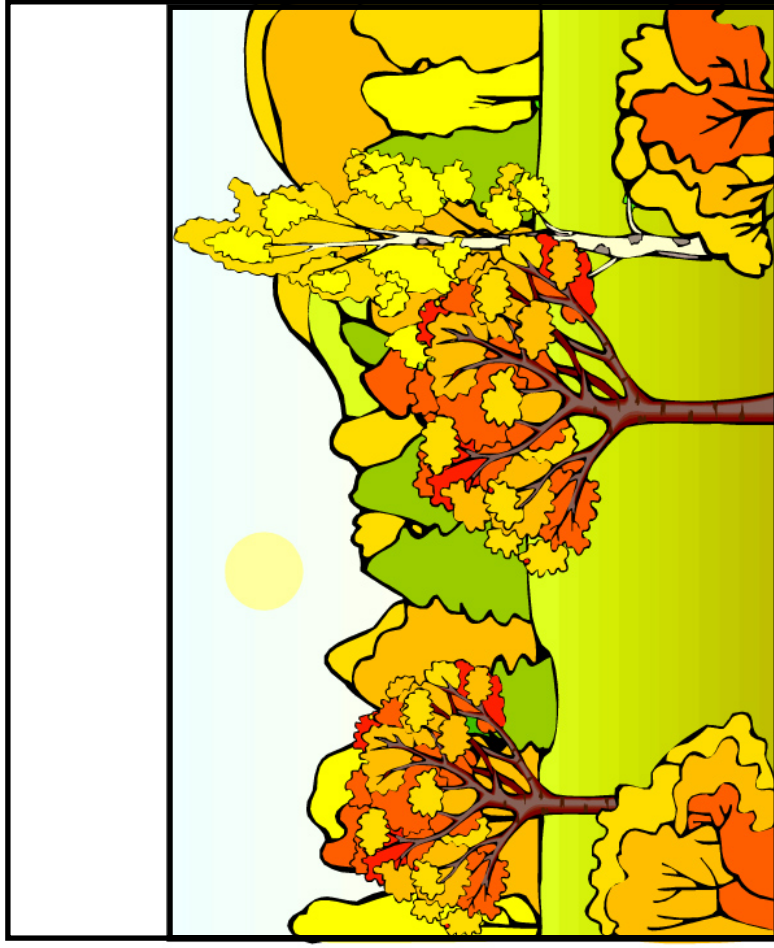
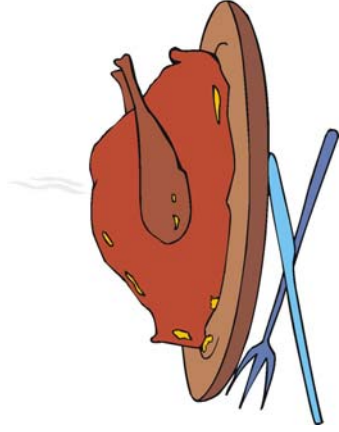
Talk about Thanksgiving dinner and discuss the different foods we eat. If you prepare a real dinner for the students - this works really well - but is a lot of work. Perhaps you can pretend! What foods are vegetables? Are there any fruits? (pumpkin and cranberries...)

Read the coloured version of the little book to the children with your finger under the words and discuss the foods. Do they remember if their Thanksgiving dinner had these foods last year? After talking about the poem, print the poem out on a chart. Have the students find the known words and highlight them. Read the poem several times, showing the words.

Give out the black and white version or the 'no illustrations' version, and read the poem through together. Then the students can colour the pictures or draw their own.

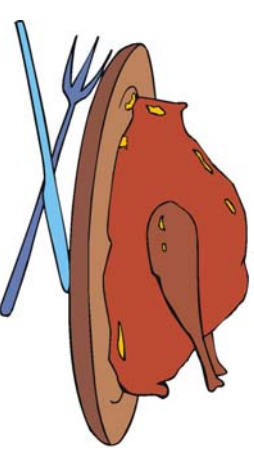



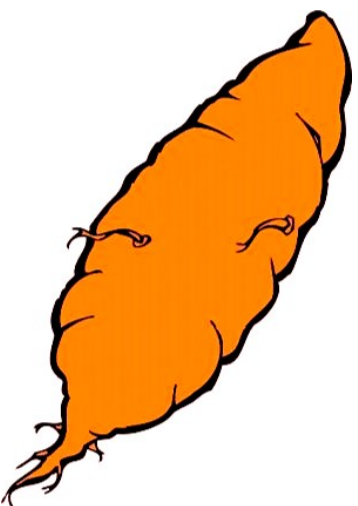

Put the coloured version up for the students to read when they 'read the room'.





# Thanksgiving

## Colours



Orange is a pumpkin.


And orange sweet  
potatoes,

But these colours


are best.....

I can eat them all!



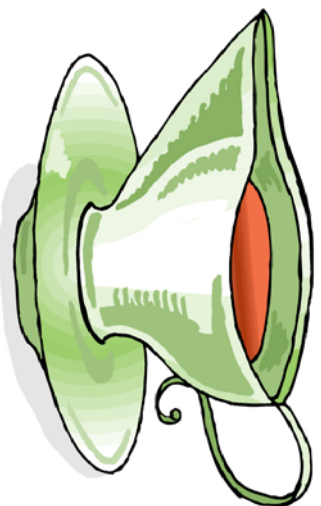
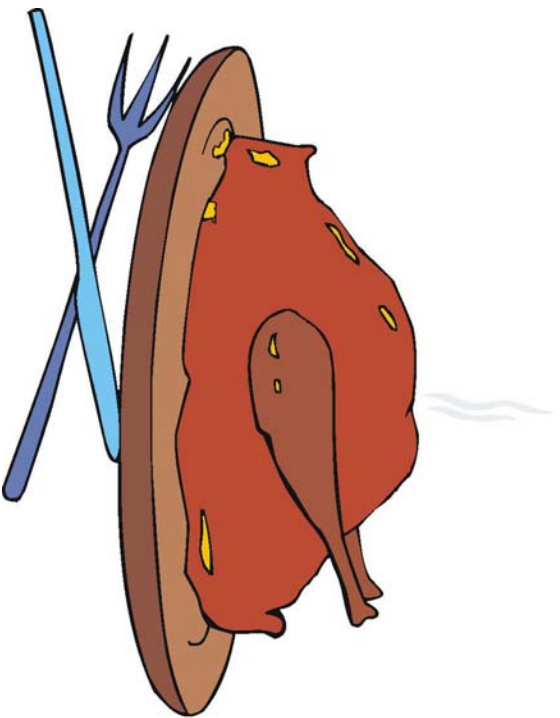




Thanksgiving colours  
Are the colours of fall.



Green are the beans  
And fat red tomatoes.



Brown is the turkey

And brown gravy, too,

Red are the cranberries,

Yellow corn cobs for you.



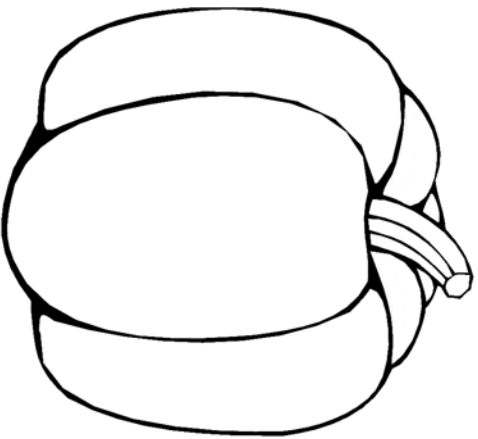


Literacy Extras Grade One - October

Copyright 2016  
All Rights Reserved

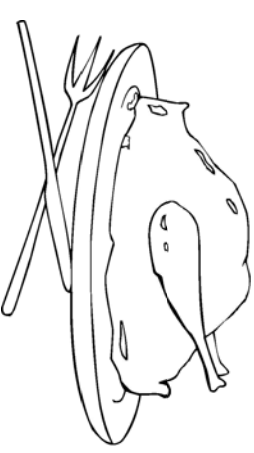
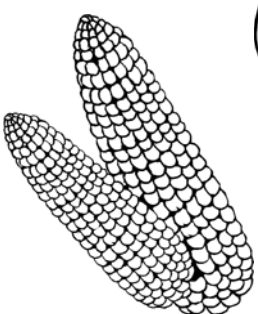
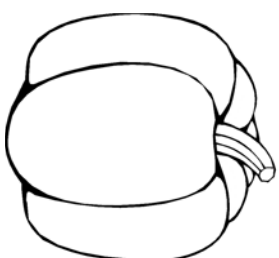


# Thanksgiving Colours



Orange is a pumpkin.

And orange sweet  
potatoes,




But these colours

are best.....

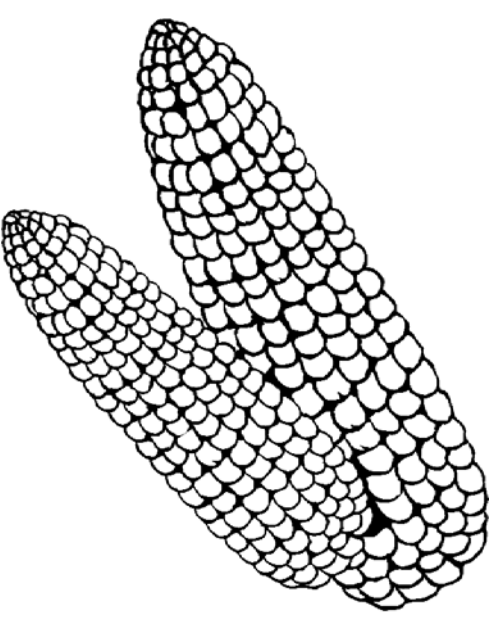
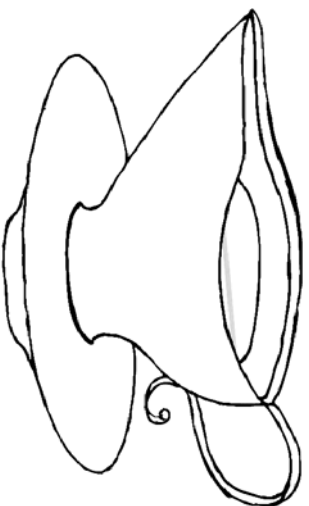
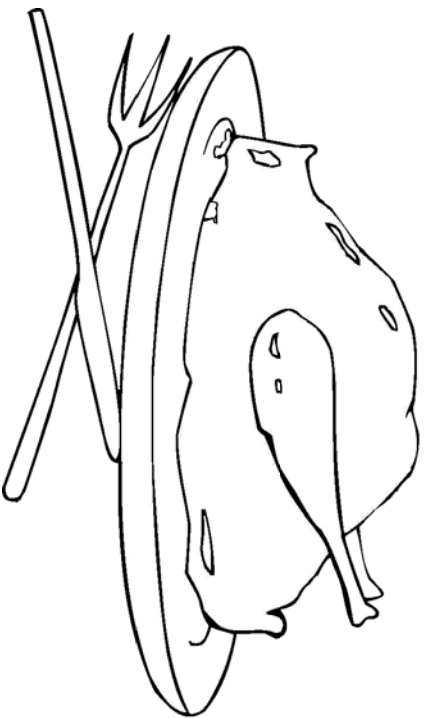
I can eat them all!



Thanksgiving colours  
Are the colours of fall.



Green are the beans  
And fat red tomatoes.



Brown is the turkey

And brown gravy, too,

Red are the cranberries,

Yellow corn cobs for you.



Literacy Extras Grade One - October

Copyright 2016  
All Rights Reserved

# Thanksgiving Colours

Orange is a pumpkin.

And orange sweet  
potatoes,

But these colours

are best.....

I can eat them all!



Thanksgiving colours

Are the colours of fall.

Green are the beans


And fat red tomatoes.

Brown is the turkey  
And brown gravy, too,

Red are the cranberries,  
Yellow corn cobs for you.




# Thanksgiving Time




Thanksgiving time is here,



Thanksgiving time is here.




and family,



Let's all give a cheer!



For food



and friends







# Thanksgiving Time




Thanksgiving time is here,




Thanksgiving time is here.




and family,



Let's all give a cheer!



For food



and friends



Literacy Extras - Grade One - October

Copyright 2016  
All Rights Reserved



# Thanksgiving Time

Thanksgiving time is here,

Thanksgiving time is here.



and family,

Let's all give a cheer!

For food


and friends




*(to the tune of BINGO)*

Little Books for Literacy Extras Grade One - October

Copyright 2016  
All Rights Reserved



# The Apple Song



I know a fruit that  
grows on trees,  
And apple is its name, oh!


2



Make applesauce or  
apple juice  
Or apple pie with apples!


Chorus

7



A McIntosh or  
Granny Smith,  
A Gala or Delicious!

Chorus




(Chorus)

A. P. P. L. E.

A. P. P. L. E.

A. P. P. L. E.

And apple is its name, oh!




In summer and in

early fall

It's time to pick an

apple!

Chorus



It may be sweet or

may be tart,

It's red, or green,

or yellow!

Chorus







*(to the tune of BINGO)*

Little Books for Literacy Extras Grade One - October


Copyright 2016  
All Rights Reserved



# The Apple Song



I know a fruit that  
grows on trees,  
And apple is its name, oh!




Make applesauce or  
apple juice  
Or apple pie with apples!

Chorus



A McIntosh or  
Granny Smith,  
A Gala or Delicious!

Chorus




(Chorus)

A. P. P. L. E.

A. P. P. L. E.

A. P. P. L. E.

And apple is its name, oh!



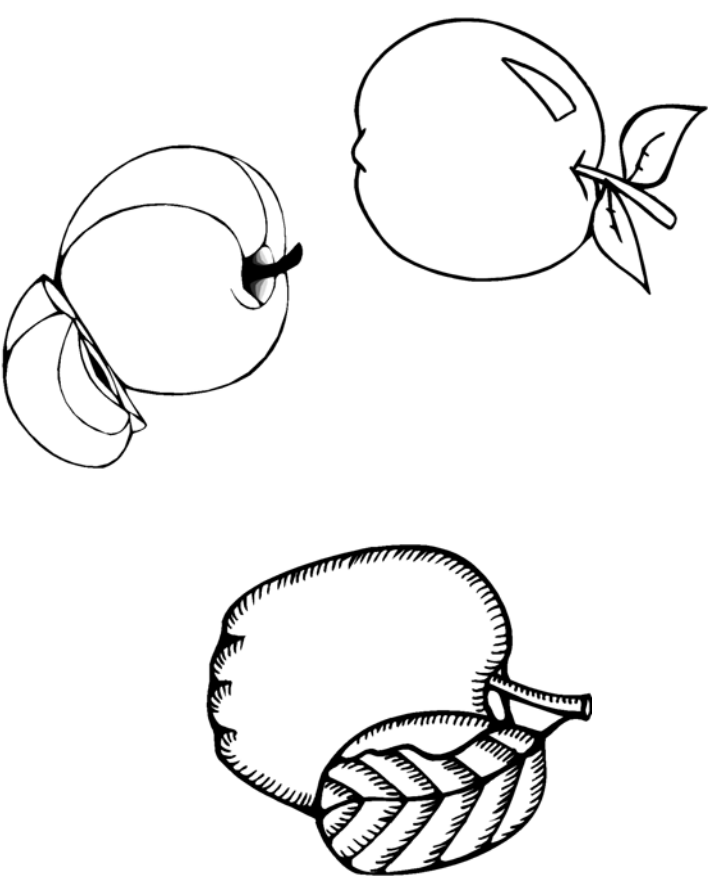
In summer and in

early fall

It's time to pick an

apple!

Chorus



It may be sweet or

may be tart,

It's red, or green,

or yellow!

Chorus



*(to the tune of BINGO)*

Little Books for Literacy Extras Grade One - October

Copyright 2016  
All Rights Reserved

# The Apple Song

I know a fruit that  
grows on trees,  
And apple is its name, oh!

Make applesauce or  
apple juice  
Or apple pie with apples!

*Chorus*

A McIntosh or

Granny Smith,

A Gala or Delicious!

Chorus

(Chorus)

A. P. P. L. E.

A. P. P. L. E.

A. P. P. L. E.

And apple is its name, oh!

In summer and in  
early fall

It's time to pick an  
apple!

Chorus

4

It may be sweet or  
may be tart,



It's red, or green,  
or yellow!


Chorus

5




# October






October is  
A month to say




And happy pumpkins  
Can be seen.  
I love October!



The end of October  
Is Halloween



Have a happy  
Thanksgiving Day!




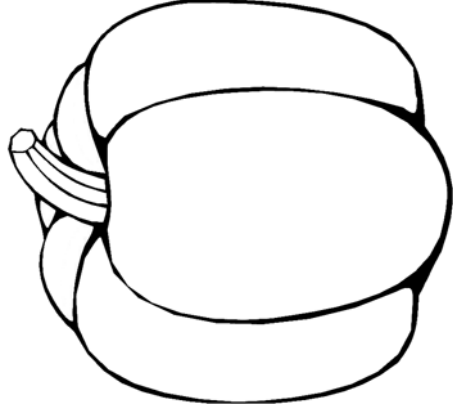
Suddenly

The trees are bare



And we wear coats


In the cooler air.




Literacy Extras Grade One - October

Copyright 2016  
All Rights Reserved

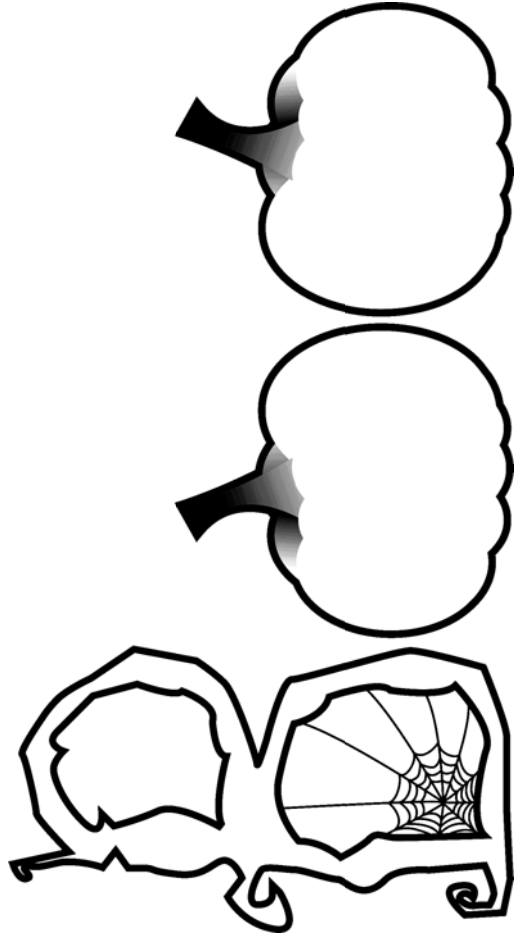
# October



October is  
A month to say



And happy pumpkins  
Can be seen.  
I love October!



The end of October  
Is Halloween




Have a happy  
Thanksgiving Day!





**Suddenly**

**The trees are bare**



**And we wear coats**

**In the cooler air.**





Literacy Extras Grade One - October

Copyright 2016  
All Rights Reserved

# October

October is  
A month to say

And happy pumpkins  
Can be seen.  
I love October!

The end of October  
Is Halloween

Have a happy  
Thanksgiving Day!

Suddenly  
The trees are bare

And we wear coats  
In the cooler air.