


Homework Calendars



Grade Three
2018-2019

Homework Calendars - Grade Three

Homework Calendars are available for Kindergarten to Grade Three



Primary Success Publications ®

By Jean Roberts

305 - 4965 Vista View Cres.
Nanaimo, BC
V9V 1S1

Copyright ©

Revised 2018 Homework Calendars are updated each year.

Images - www.clipart.com and Shutterstock clipart used within their guidelines

www.primarysuccess.ca
primarysuccess@shaw.ca



To the Teacher - Suggestions for use:

Send home a copy of the cover letter with the first calendar. If you wish to change any of the daily tasks, use the Word version of the calendars.

Photocopy the double-sided page for the month and send one home with each child. This calendar gives a small homework task to do, plus giving the parent tips and reminders of ways to help the child. These tasks reinforce the lessons without the teacher having to plan daily homework.

The blank monthly calendar can be sent home at the same time, with special days and events marked.


Make a big fuss over the calendars that come back and give a prize to those who have had a good month. This could be an award, a large sticker, a book prize or a cheer from the class. This really encourages participation!

The grade or letter level at the top has been removed as teachers may want to send an easier or more difficult calendar home with a child. There is a shape in the upper left-hand corner of each set for your convenience. The Grade Three level has a star.

Each day, spend two minutes talking about the homework from the previous day. Perhaps you can convince more children to do it and that it can be fun!

Make a chart at school with the names and the school days in the month. If they did the homework they can colour in the appropriate squares on the chart. This may also encourage students to do the homework.

When you meet parents, talk about the ways in which the homework is valuable, especially the daily reading.



Homework Calendars

Your child will be given the Homework Calendar on the first school day of each month. There is a little 'job' to be done each day that should take fifteen minutes (or less), plus the daily reading.

It is really important that your child reads at home each day. Just as children improve in sports and music with lots of practice - becoming a good reader takes lots of practice, too.

Another important thing that you can do is to read to him/her each day. Children who have had books read to them have a huge advantage in school. This is especially important if your child is not yet reading fluently.

The daily homework items on the calendar are meant to be suggestions. If your child finds the daily work too difficult to do on his/her own, have fun doing it together.

If your child finds today's work too easy, add to the homework to make it more challenging.


Make homework time a happy time! If it is something the child enjoys, the benefits are much greater.





September 2018

Name _____

Sunday	Monday	Tuesday	Wednesday	Thursday	Friday	Saturday
<p>2</p> <p>Go for a run. Ask an adult to go with you. How far did you run? Can you find out?</p>	<p>3</p> <p>Play a board game with your family. Skip 100 times.</p>	<p>4</p> <p>Print the day, month and year. Tell someone the names of the months.</p>	<p>5</p> <p>Make a list of contractions. How many can you find? I found _____ contractions.</p>	<p>6</p> <p>Make 20 equations that equal 5. (e.g. $4 + 1 = 5$ $9 - 4 = 5$)</p>	<p>7</p> <p>Write a story about your teacher and your class. Write at least 35 words.</p>	<p>1</p> <p>How many times can you skip?</p> <hr/> <p>8</p> <p>Count by 2's as far as you can!</p>
<p>9</p> <p>Do aerobics for 20 minutes! Get someone in your family to help you and do it with you.</p>	<p>10</p> <p>Write a story about your friends. Write at least 35 words.</p>	<p>11</p> <p>Make 20 equations that equal 6. (e.g. $4 + 2 = 6$ $10 - 4 = 6$) Make some difficult ones!</p>	<p>12</p> <p>Write a story about your day at school. Write at least 35 words.</p>	<p>13</p> <p>Remember how to add and subtract with re-grouping. Write 10 questions and solve them.</p>	<p>14</p> <p>Practice spelling some words that you find difficult.</p>	<p>15</p> <p>Count by 5's as far as you can! I counted to _____.</p>
<p>16</p> <p>Go on a nature walk. See how many signs of fall you can find. Make a list of them.</p>	<p>17</p> <p>Remember how to add and subtract with re-grouping. Write 10 questions and solve them.</p>	<p>18</p> <p>Make 20 equations that equal 7. Which equation is the most difficult?</p>	<p>19</p> <p>Make a list of compound words. How many can you find? I found _____ compound words.</p>	<p>20</p> <p>Count by 3s to 30, 3 times. Write this down as fast as you can.</p>	<p>21</p> <p>Draw a good autumn picture. Write three sentences about it.</p>	<p>22</p> <p>Go for a run. Ask an adult to go with you. How far did you run?</p>
<p>23</p> <p>Do aerobics for 20 minutes! Get someone in your family to help you and do it with you.</p>	<p>24</p> <p>Make 20 equations that equal 8. Make some difficult ones.</p>	<p>25</p> <p>Make a list of things that are circles. I thought of _____ things.</p>	<p>26</p> <p>Make 20 equations that equal 9. Make some difficult ones.</p>	<p>27</p> <p>Make a list of things that are squares. I thought of _____ things.</p>	<p>28</p> <p>Write a story about your street. Write at least 40 words.</p>	<p>29</p> <p>Do some difficult addition questions.</p>
<p>30</p> <p>Remember how to add and subtract with re-grouping. Write 10 questions and solve them.</p>				<p>When you print sentences, use capitals and periods!</p>	<p>Every day - read to someone in your family.</p>	

Did you do your homework every day? Put a star on every day that you did the work!

September Tips for Parents:

Have your child read aloud to you. If he/she makes mistakes or comes to a word that is not known, just say the correct word so the reading can continue. Encourage fluent reading with expression, as if the reader is telling a story.

Continue to read aloud to your child, especially if he/she has not yet progressed to reading books on his/her own. Read more difficult books with fewer pictures. Hearing books read aloud and imagining the story is very helpful as children begin to read longer books themselves. Listening to books increases the child's vocabulary, too. Visit your public library regularly! Most libraries have a good selection of children's books.

Play the 'brainstorming' game. Give a topic, and then think of things that fit it taking turns with items - a list of fruit, of things that are circles, or things that are purple - words that rhyme or begin with a certain letter. This helps the child extend his/her thinking. It is fun, and the family can join in.

When printing stories at home, use lined paper. Interlined paper is best (with a dotted line between the solid lines. You can purchase this paper, or print pages from the website below. When students are able to print neatly without the centre line, just use regular lined paper.

Students at this level are expected to write paragraphs - a number of complete sentences on one topic, using a capital letter at the beginning and punctuation at the end of each sentence. Encourage your child to use interesting words when writing at home.

The website below has free materials that will be useful. There are reading vocabulary cards and lists, math sheets with addition and subtraction and lots more. From the home page, go to the 'Parents' link.

Playing card games and board games is a great way to improve your child's math skills. Pick games with simple rules. Chutes and Ladders is fun to play, and BINGO is always popular. These games are strictly chance, so the child will have as many winning games as the other participants.


For homework help, go to www.primarysuccess.ca and then to the 'Parents' link. There are lots of free things for you!





October 2018

Name _____

Sunday	Monday	Tuesday	Wednesday	Thursday	Friday	Saturday
	1 What special days are in October? Write today's date several ways.	2 Make 30 equations that equal 10. Make some difficult ones.	3 Write a story that has at least 40 words. Have someone help you edit it.	4 Count by 3's to 30, 3 times. Write this down as fast as you can.	5 Practice spelling words that you find difficult.	6 Make a list of things that you are thankful for.
7 Use your imagination! Make a turkey out of objects you can find.	8 Thanksgiving Day! Help set the table for Thanksgiving dinner.	9 Count by 4's to 40, 4 times. Write this down as fast as you can.	10 Practice the combinations of 10 using addition and subtraction. Answer quickly!	11 Make a list of things that are triangles. I thought of ____ things.	12 Remember how to add and subtract with re-grouping. Write 10 questions and solve them.	13 Draw a map of your house showing all the rooms.
14 Go for a run. Ask an adult to go with you.	15 Count by 4's to 40, 4 times. Write this down as fast as you can.	16 Write a story that has at least 40 words. Have someone help you edit it.	17 Practice the combinations that equal 11 until you know them very quickly.	18 Practice spelling words that you find difficult.	19 Make a list of things that are cubes. I thought of ____ things.	20 Write a story about the ways you can help younger children at Halloween.
21 Remember how to add and subtract with re-grouping. Write 10 questions and solve them.	22 Practice spelling words that you find difficult.	23 Practice the combinations that equal 12 until you know them very quickly.	24 Draw a map of your neighbourhood. Label your house and the school.	25 Write a story that has at least 50 words. Have someone help you edit it.	26 Count by 3's to 30 and 4's to 40. Write it 3 times. Write this down as fast as you can.	27 Print a spooky Halloween story! How many words are in your story?
28 What is your favourite Halloween book? Tell someone the story.	29 Practice the combinations that equal 13 until you know them very quickly.	30 Draw a wonderful Halloween picture. Print a story about your picture.	31 Happy Halloween!		Every day - read by yourself or to someone in your family.	When you print sentences, use capitals and periods!

Did you do your homework every day? Put a star on every day that you did the work!

October Tips for Parents:

Continue to read aloud. You are modelling good reading and increasing the listening and speaking vocabulary of your child. Reading aloud is fun, too! Make it a bedtime routine. Children who have been read to daily will have better comprehension skills when they read for themselves. Read the books by Roald Dahl - *Charlie and the Chocolate Factory*, *James and the Giant Peach* and *The BFG* are favourites.

Have your child read out loud to you. You can vary this time by having your child read one page and you read the next, or even reading at the same time. You can read a page aloud and then your child can re-read the same page. These techniques will help to encourage reading fluency.

Play the 'brainstorming' game. Give a topic, and then think of things that fit it taking turns with items - a list of vegetables, things that have engines, or things that are a certain shape - words that rhyme or begin with a certain letter. This helps the child extend his/her thinking skills. It can also be fun, and the family can join in.

Students at this level are expected to write fluently. When writing for homework, ask for quality, not quantity. Encourage interesting words and more complicated sentences.

The website below has free materials that will be useful. There are reading vocabulary cards and lists, math sheets with addition and subtraction and lots more. From the home page, go to the 'Parents' link.

Playing card games and board games is a great way to improve your child's math skills, and they also teach sharing and taking turns. Play Addition War! Take the face cards out of the deck and divide the deck among the players. Each player has a pile of cards face down, and at a signal, each player turns over two cards. The two cards are added together and each player can shout out his/her total, and the player with the highest total takes all the cards in play and puts them at the bottom of his/her pile. In a tie, the tied players can turn another two cards. The person with the most cards at the end of the game wins.

When drawing maps, think of being above and looking down. If you have Google Earth on your computer, this shows it well. Look up your neighbourhood and discuss the streets and buildings.


For homework help, go to www.primarysuccess.ca and then to the 'Parents' link. There are lots of free things for you!





November 2018

Name _____

Sunday	Monday	Tuesday	Wednesday	Thursday	Friday	Saturday
	When you print sentences, use capitals and periods!	Every day - read by yourself or to someone in your family.		1 Write a story about your Halloween experiences. I wrote ___ words.	2 Write down the names of the days of the week and the months of the year.	3 Practice the combinations that equal 14 until you know them very quickly.
4 Do aerobics for 20 minutes! Get someone in your family to help you and do it with you.	5 Write a story that has at least 45 words. Have someone help you edit it.	6 Look at a map of your town or city. Find all the important places.	7 Remember how to add and subtract with re-grouping. Write 10 questions and solve them.	8 Count by 6's to 60, 6 times. Write this down as fast as you can.	9 Make a list of things that are spheres. I thought of ___ things.	10 Do aerobics for 20 minutes! Get someone in your family to help you and do it with you.
11 Today is Remembrance Day. Why is it important? Get someone to tell you.	12 Practice spelling words that you find difficult.	13 Write a story that has at least 50 words. Have someone help you edit it.	14 Practice the combinations that equal 15 until you know them very quickly.	15 Remember how to add and subtract with re-grouping. Write 10 questions and solve them.	16 Write a story that has at least 50 words. Have someone help you edit it.	17 Practice the combinations that equal 16 until you know them very quickly.
18 Do aerobics for 20 minutes! Get someone in your family to help you and do it with you.	19 Write a story that has at least 50 words. Have someone help you edit it.	20 Count by 6's to 60, 6 times. Write this down as fast as you can.	21 Practice the combinations that equal 17 and 18 until you know them very quickly.	22 Find a map of your province. Find rivers, lakes and cities. Pretend to go on a trip.	23 Do some math that you find tricky!	24 Play a board game with someone in your family.
25 Do aerobics for 20 minutes! Get someone in your family to help you and do it with you.	26 Make a list of things that are cones. I thought of ___ things.	27 Write 15 addition with re-grouping questions and solve them. Have someone mark them.	28 Get a handful of coins. Count how much money you have.	29 Practice spelling words that you find difficult.	30 Write a long funny story! Read it to someone.	

Did you do your homework every day? Put a star on every day that you did the work!

November Tips for Parents:

Homework is more valuable if an adult can happily work with the child, talking about the task.

Read aloud to your child. You are modelling good reading and increasing the student's listening and speaking vocabulary. Reading aloud is fun, too! Make it a bedtime routine. Students who have been read to daily will have better comprehension skills when they read for themselves. This month read books by Louis Sachar.

Have your child read out loud to you. You can vary this time by having your child read one page and you read the next, or even reading at the same time. You can read a page aloud and then your child can re-read the same page. These techniques will help to encourage reading fluency.

One of the homework tasks is counting coins. Separate the quarters, dimes, nickels and pennies (if you still have some) into groups. Add the quarters first counting by 25s, then the dimes, then the nickels and finally the pennies. When you are at a store, talk about the prices of items and how the price is written.

Insist on neatness in written exercises. Messy work usually means sloppy thinking! Praise quality over quantity.

The website below has free materials that will be useful. There are reading vocabulary cards and lists, math sheets with addition and subtraction practice and lots more. From the home page, go to the 'Parents' link.

Have a map of your local area, town or city. Find the places that are familiar, and have the student show how to go there.

Playing card games and board games is a great way to improve your child's math skills, and they teach taking turns and fair play. Play Subtraction War! Take the face cards out of the deck and divide the deck among the players. Each player has a pile of cards face down, and at a signal, each player turns over two cards. The two cards are subtracted from one another, and the player with the lowest answer takes all the cards in play and puts them at the bottom of his/her pile. In a tie, the tied players can turn another two cards. The person with the most cards at the end of the game wins.


For homework help, go to www.primarysuccess.ca and then to the 'Parents' link. There are lots of free things for you!





December 2018

Name _____

Sunday	Monday	Tuesday	Wednesday	Thursday	Friday	Saturday
2 Do aerobics for 20 minutes! Get someone in your family to help you and do it with you.	3 Play a board game with someone in your family.	4 Write 15 addition with re-grouping questions and solve them. Have someone mark them.	5 Write a story that has at least 60 words. Have someone help you edit it.	6 Learn to spell 15 Christmas words.	7 Count by 7's to 70, 7 times. Write this down as fast as you can.	1 Write today's date many ways. 8 Write a story that has 50 words.
9 Play a card game with someone in your family.	10 Brainstorm as many Christmas words as you can. I thought of _____ words.	11 Practice spelling Christmas words. What word do you find the most difficult?	12 Make 15 subtract. with re-grouping questions and solve them. Have someone mark them.	13 Count by 7's to 70, 7 times. Write this down as fast as you can.	14 Look at a map of Canada. Can you find all the provinces and territories?	15 Play a board game with someone in your family.
16 Do aerobics for 20 minutes! Get someone in your family to help you and do it with you.	17 Practice spelling words that you find difficult.	18 Write a story that has at least 60 words. Have someone help you edit it.	19 Count by 7's to 70, 7 times. Write this down as fast as you can.	20 Write a story about the North Pole. Read it to someone.	21 Ask older members of your family about Christmas when they were children.	22 Draw a wonderful Christmas picture. Print a story about your picture.
23 Sing a Christmas song to someone. Make a card for someone special.	24 It is Christmas Eve! Play a board game with someone in your family.	25 Merry Christmas! Ask what you can do to help others.	26 This is Boxing Day. Find out what this means!	27 Make 15 subtract. with re-grouping questions and solve them. Have someone mark them.	28 Write a story that has at least 50 words. Have someone help you edit it.	29 Write 15 addition with re-grouping questions and solve them. Have someone mark them.
30 Count by 8's to 80, 8 times. Write this down as fast as you can.	31 Today is New Year's Eve! Are you going to make any resolutions?				When you print sentences, use capitals and periods!	Every day - read by yourself or to someone in your family.

Did you do your homework every day? Put a star on every day that you did the work!

December Tips for Parents:

Homework is more valuable if an adult can happily work with the student, talking about the task.

Continue to read aloud. You are modelling good reading and increasing the listening and speaking vocabulary of your child. Reading aloud is fun, too! Make it a bedtime routine. Children who have been read to daily will have better comprehension skills. This month read favourite Christmas books.

Listen to your child read every day. A child who reads at home 5 days a week for 20 minutes each day will have read 400 minutes by the end of the month! Without this, your child will be 400 minutes of reading behind the children who do read each day. It makes a very big difference to the student's progress! Ask the teacher for suggestions of suitable reading material at your child's level. Make this time fun!

One of the homework tasks is counting coins. Separate the quarters, dimes and nickels into groups. Add the quarters first counting by 25s, then the dimes onto this, then finally the nickels. When you are at a store, talk about the prices of items and how the price is written.

Brainstorm a list of Christmas words, and learn how to spell them.

Aerobics are on the homework calendar. Put on some jazzy music and do exercises to the rhythm. If you have a game system, many of these have exercise programs. Children should have an hour each day of exercise - and this is often skipped in the winter months.

The website below has free materials that will be useful. There are reading vocabulary cards and lists, math sheets with addition and subtraction and lots more. From the home page, go to the 'Parents' link.

Play checkers, Chinese checkers or even chess - these are wonderful for increasing thinking skills. Card and board games are great for improving math skills.


For homework help, go to www.primarysuccess.ca and then to the 'Parents' link. There are lots of free things for you!





January 2019

Name _____

Sunday	Monday	Tuesday	Wednesday	Thursday	Friday	Saturday
	When you print sentences, use capitals and periods!	1 Happy New Year! How many ways can you print today's date?	2 Make 15 subtraction with re-grouping questions and solve them. Have someone mark them.	3 Make a list of all the birthdays in your family. Which month has the most?	4 Count by 8's to 80, 8 times. Write this down as fast as you can.	5 Do aerobics for 20 minutes! Get someone in your family to help you and do it with you.
6 Play a card game with someone in your family.	7 Write a story that has at least 55 words. Have someone help you edit it.	8 Cut words out of a newspaper to make a story.	9 Write a story telling how you feel about bullies.	10 Get a handful of coins. Count how much money you have.	11 Practice spelling words that you find difficult.	12 Do aerobics for 20 minutes! Get someone in your family to help you and do it with you.
13 Play a board game with your family.	14 Write a story about the winter sports that you like. I wrote _____ words.	15 Count by 9's to 90, 9 times. Write this down as fast as you can. Can you see a trick?	16 Write 15 addition with re-grouping questions and solve them. Have someone mark them.	17 Write a story that has at least 55 words. Have someone help you edit it.	18 Tell someone the story of a favourite book.	19 Recite a poem to someone. Can you print it?
20 Do aerobics for 20 minutes! Get someone in your family to help you and do it with you.	21 Write a story that has at least 55 words. Have someone help you edit it.	22 Practice spelling some words that you find difficult.	23 Count by 9's to 90, 9 times. Write this down as fast as you can. Can you see a trick?	24 Make 15 subtract. with re-grouping questions and solve them. Have someone mark them.	25 Write a story about when tattling is good and when it is not a good thing to do.	26 Play a board game with someone in your family.
27 Write 15 addition with re-grouping questions and solve them. Have someone mark them.	28 Count by 9's to 90, 9 times. Write this down as fast as you can. Can you see a trick?	29 Practice spelling words that you find difficult.	30 Write a story that has at least 55 words. Have someone help you edit it.	31 Get a handful of coins. Count how much money you have.	Return this paper to school. Count the stars!	Every day - read by yourself or to someone in your family.

Did you do your homework every day? Put a star on every day that you did the work!

January Tips for Parents:

Homework is more valuable if an adult can happily work with the child, talking about the task.

Read aloud to your child. This continues to give the student an educational advantage. Read some classic children's literature - perhaps books you enjoyed when you were a child. Listening to stories helps the child's reading comprehension, as he/she will be more able to visualize when reading to him/herself. It also shows what fluent and expressive reading is like.



Listen to your child read every day. Read aloud at least 15 minutes, and extend this to 20 minutes or more by having your child read to him/herself. Take turns reading with your child if you wish - this makes reading more fun. Talk about the stories, and discuss what might happen next.

Practice the addition and subtraction facts to 18 often. There are flash cards that you can print from the website below.

When the homework says 'practice spelling words that you find difficult', you can find words from the writing exercises that the student misspelled.

When the student is doing a writing assignment for homework, encourage the use of interesting words and ideas. If the student is counting the words, perhaps you could give extra points for interesting words that tell more about the subject and describe how things look, and how the child felt about it. We don't want 'bare' sentences - put lots of interesting words on it! Remember, quality is better than quantity!

The website below has free materials that will be useful. There are reading vocabulary cards and lists, math sheets with addition and subtraction and lots more. There are more suggestions for doing the homework. From the home page, go to the 'Parents' link.


Play card or board games often. They teach lots of valuable skills and are great family fun. Play Monopoly or teach your child to play Cribbage. (Cribbage is great for addition practice!)

For homework help, go to www.primarysuccess.ca and then to the 'Parents' link. There are lots of free things for you!



February 2019

Name _____

Sunday	Monday	Tuesday	Wednesday	Thursday	Friday	Saturday
<p>When you print sentences, use capitals and periods!</p>	<p>Every day - read by yourself or to someone in your family.</p>				<p>1 Print the names of any special days in February. Print today's date many ways.</p>	<p>2 Today is Groundhog Day! Will he see his shadow? Tell someone what it means if he does.</p>
<p>3 Play a board game with someone in your family.</p>	<p>4 Write 15 addition with re-grouping questions and solve them. Have someone mark them.</p>	<p>5 Write a letter to someone. If you have e-mail you can send a letter this way.</p>	<p>6 Write a story that has at least 60 words. Have someone help you edit it.</p>	<p>7 Make a Valentine for a special friend.</p>	<p>8 Skip count by 3's, 4's, 5's and 6's. How fast can you do these?</p>	<p>9 Do aerobics for 20 minutes! Get someone in your family to help you and do it with you.</p>
<p>10 Cut words out of a newspaper to make a story.</p>	<p>11 Make 15 subtract. with re-grouping questions and solve them. Have someone mark them.</p>	<p>12 Write a fictional story. Plan your story before you write. How will it end?</p>	<p>13 Practice spelling words that you find difficult.</p>	<p>14 It's Valentine's Day! Say "I love you!" to someone.</p>	<p>15 Look at a map of Canada. Find the important rivers and mountain ranges.</p>	<p>16 Practice telling time on different clocks. Explain telling time to someone.</p>
<p>17 Play a card game with someone in your family.</p>	<p>18 Write a story that has at least 60 words. Have someone help you edit it.</p>	<p>19 Get a handful of coins. Count how much money you have.</p>	<p>20 Write 15 addition with re-grouping questions and solve them. Have someone mark them.</p>	<p>21 Draw a thermometer. Mark today's high and low temperature on it.</p>	<p>22 Practice the 3, 4, 5 and 6 times tables.</p>	<p>23 Practice spelling words that you find difficult.</p>
<p>24 Do aerobics for 20 minutes! Get someone in your family to help you and do it with you.</p>	<p>25 Practice the 3, 4, 5 and 6 times tables.</p>	<p>26 Print the Roman Numerals to 20. Can you go further?</p>	<p>27 Make 15 subtract. with re-grouping questions and solve them. Have someone mark them.</p>	<p>28 Write a story that has at least 60 words. Have someone help you edit it.</p>		<p>Return this paper to school. Count the stars!</p>

Did you do your homework every day? Put a star on every day that you did the work!

February Tips for Parents:

Read aloud to your child. Read some favourites that have been made into films: *The Wizard of Oz* by Frank Baum, *Fantastic Mr Fox* by Roald Dahl, or for girls, *Anne of Green Gables* by L. M. Montgomery. After the reading, watch the film - discuss which you liked best and how they were the same or different.



Listen to your child read every day. Read aloud at least 15 minutes, and extend this to 20 or 30 minutes by having your child read to him/herself. Make this time enjoyable!

Print the word lists from the website below, and see how far your child can read the words. Practice the words that he/she missed. If work comes home from school with misspelled words, practice spelling these. Use a chalkboard or whiteboard to add interest.

Practice the addition and subtraction facts to 18 often. If your child can answer these quickly it is a great help when the concepts become more difficult. There are flash cards that you can print from the website below.

If you have an outdoor thermometer at home, show your child how to read it and get him/her to tell you the temperature each day. The temperatures could be put on a graph or a chart.

When the student is doing a writing assignment for homework, encourage the use of interesting words and ideas. If the words are being counted, perhaps you could give extra points for words that tell more about the subject and describe how things look, and how the child felt about it. We don't want 'bare' sentences - put lots of interesting words in it! Check the story for good sentences, capital letters and punctuation. If words are spelled incorrectly, show the correct spelling. These words could be learned when the homework says, "Practice spelling some words that you find difficult."


The website below has free materials that will be useful. There are reading vocabulary cards and lists, math sheets with addition and subtraction and lots more. From the home page, go to the 'Parents' link.

For homework help, go to www.primarysuccess.ca and then to the 'Parents' link. There are lots of free things for you!



March 2019

Name _____

Sunday	Monday	Tuesday	Wednesday	Thursday	Friday	Saturday
<p>When you print sentences, use capitals and periods!</p>	<p>Every day - read by yourself or to someone in your family.</p>				<p>1 Print today's date. What special days are in March? Print the date many ways.</p>	<p>2 Do aerobics for 20 minutes! Get someone in your family to help you and do it with you.</p>
<p>3 Play a card game with someone in your family.</p>	<p>4 Write a story that has at least 60 words. Have someone help you edit it.</p>	<p>5 Practice spelling words that you find difficult.</p>	<p>6 Write 15 addition with re-grouping questions and solve them. Have someone mark them.</p>	<p>7 Practice the 6, 7, 8 and 9 times tables.</p>	<p>8 Make 15 subtract. with re-grouping questions and solve them. Have someone mark them.</p>	<p>9. Play a board game with someone in your family.</p>
<p>10 Do aerobics for 20 minutes! Get someone in your family to help you and do it with you.</p>	<p>11 Practice spelling words that you find difficult.</p>	<p>12 Get lots of coins. Pretend to have a store, and give change when someone buys something.</p>	<p>13 Practice the 6, 7, 8 and 9 times tables.</p>	<p>14 Are there any signs of spring? Write a paragraph about the weather.</p>	<p>15 Write a story that has at least 60 words. Have someone help you edit it.</p>	<p>16 Do aerobics for 20 minutes! Get someone in your family to help you and do it with you.</p>
<p>17 Draw a thermometer. Mark today's high and low temperatures on it.</p>	<p>18 Find a map of the world. Find all the continents and oceans, and some of the countries.</p>	<p>19 Write 15 addition with re-grouping questions and solve them. Have someone mark them.</p>	<p>20 Get a handful of coins. Count how much money you have.</p>	<p>21 Practice the 6, 7, 8 and 9 times tables.</p>	<p>22 Practice spelling words that you find difficult.</p>	<p>23 Do aerobics for 20 minutes! Get someone in your family to help you and do it with you.</p>
<p>24 Write a story. I wrote _____ words.</p>	<p>25 Practice the 6, 7, 8 and 9 times tables.</p>	<p>26 Write a funny story. Read it to someone.</p>	<p>27 Draw a simple map of your province. Put in the major cities, lakes and rivers.</p>	<p>28 Review the 3 and 4 times tables. Have someone drill you on them.</p>	<p>29 Practice spelling some words that you find difficult.</p>	<p>30 Write a silly story. Have someone help you edit it.</p>
<p>31 Easter Sunday! Help someone.</p>	<p>Tell someone about a tricky way to do the x 9!</p>					

Did you do your homework every day? Put a star on every day that you did the work!

March Tips for Parents:

Read aloud to your child. This is especially important if the child is not yet reading 'chapter' books on his/her own.

Listen to your child read every day. Read aloud at least 15 minutes, and extend this to 20 or 25 minutes by having your child read to him/herself. It is very important to your child's success!

Talk about the things that interest you and your child. If you are in the grocery store, talk about the different produce. If you are watching TV, talk about the news and shows that are informational.

Practice the addition and subtraction facts to 18 often. If your child can answer these quickly it is a great help to ensure math success. There are flash cards that you can print from the website below. Drill the multiplication facts, too!

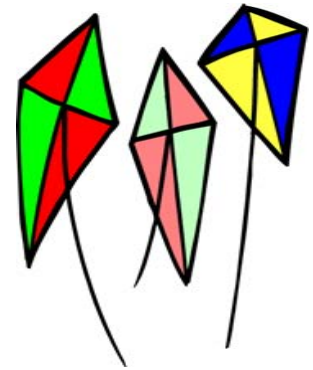
If you have an outdoor thermometer at home, show your child how to read it and get him/her to tell you the temperature each day. Will March come in and go out like a lamb or a lion? Make a graph or a chart of the daily results.

When the student is doing a writing assignment for homework, encourage the use of interesting words and ideas. Try to increase the number of words written. Remember, though - quality is better than quantity!

Find a map of Canada. It can be a paper map, or a map on the internet. Find your province and the other provinces. How many can your child name and recognize? If you have a computer with Google Earth, match the shapes on photographs to the map. Look at a map of the world, too. Find the continents and oceans.

The website below has free materials that will be useful. There are reading vocabulary cards and lists, math sheets with addition, subtraction, multiplication and lots more. From the home page, go to the 'Parents' link.


For homework help, go to www.primarysuccess.ca and then to the 'Parents' link. There are lots of free things for you!





April 2019

Name _____

Sunday	Monday	Tuesday	Wednesday	Thursday	Friday	Saturday
	1 Are there any special days in April? Print today's date in lots of ways.	2 Practice the 3 and 4 times tables. Can you answer them quickly?	3 What did you do today? Write a paragraph about it.	4 Write a story that has at least 60 words. Have someone help you edit it.	5 Practice the 6, 7, 8 and 9 times tables.	6 Go on a Spring nature walk. What signs of Spring did you see?
7 Play a card game with someone in your family.	8 Write 15 addition with re-grouping questions and solve them. Have someone mark them.	9 Write a story about dinosaurs. Have someone help you edit it.	10 Name the 10 provinces and 3 territories in Canada.	11 Practice spelling words that you find difficult.	12 Make 15 subtract. with re-grouping questions and solve them. Have someone mark them.	13 Practice the 6, 7, 8 and 9 times tables. Which is the easiest?
14 Play a board game with someone in your family.	15 Write 15 addition with re-grouping questions and solve them. Have someone mark them.	16 Practice all the times tables.	17 Write a story that has at least 60 words. Have someone help you edit it.	18 Look at a map of Canada. Can you find 10 provinces and 3 territories? Find other things.	19 Draw a wonderful Easter picture. Print a story about your picture.	20 Colour Easter eggs with your family.
21 Easter Sunday. Play a board game with someone in your family.	22 Today is Earth Day! Make a list of ways you can help the earth.	23 Draw a thermometer. Mark today's high and low temperature on it.	24 Look at a map of Canada. What oceans and countries are touching Canada?	25 Make 15 subtraction with re-grouping questions and solve them. Have someone mark them.	26 Write 15 addition with re-grouping questions and solve them. Have someone mark them.	27 Name all the Canadian provinces and territories. Find them on a map.
28 Write a story about a dinosaur.	29 Print the Roman Numerals to 20. Can you go further?	30 Return this paper to school. Count the stars!			When you print sentences, use capitals and periods!	Every day - read by yourself or to someone in your family.

Did you do your homework every day? Put a star on every day that you did the work!

April Tips for Parents:

Read aloud to your child. This is especially important if the child is not yet reading 'chapter' books on his/her own.

Listen to your child read every day. Read aloud at least 15 minutes, and extend this to 20 minutes or more by having your child read to him/herself. It is very important to your child's success! If your child reads well, find 'chapter' books that he/she finds interesting. Ask the teacher for suggestions.

Now with Spring here, encourage your child to spend time outdoors. Many of us lack Vitamin D after our long winters and sunshine will replenish it. Remember, children should have at least one hour of exercise every day.

Practice the addition and subtraction facts to 18 and the multiplication facts often. There are flash cards that you can print from the website below.

The value of homework increases when an adult happily works with the student and the work is discussed. If homework becomes stressful for either the adult or the child, the value is lessened - and can even be harmful to learning.

When the student is doing a writing assignment for homework, encourage the use of interesting words and ideas. Remember, quality is more important than quantity!

Find a map of Canada. It can be a paper map, or maps on the internet. Find your province and where you live, and places you have visited. Show the three oceans that border Canada, and the provinces and territories. Have a map of the world, too.

The website below has free materials that will be useful. There are reading vocabulary cards and lists, math sheets with addition, subtraction and multiplication and lots more. From the home page, go to the 'Parents' link.


For homework help, go to www.primarysuccess.ca and then to the 'Parents' link. There are lots of free things for you!





May 2019

Name _____

Sunday	Monday	Tuesday	Wednesday	Thursday	Friday	Saturday
	Every day - read by yourself or to someone in your family.	When you print sentences, use capitals and periods!	1 Are there any special days in May? Write today's date in many different ways.	2 Practice all the times tables. What ones are easy and what ones are difficult?	3 Practice spelling words that you find difficult.	4 Play a board game with someone in your family.
5 Do aerobics for 20 minutes! Get someone in your family to help you and do it with you.	6 What did you do this past weekend? Write a paragraph about it.	7 Write a story that has at least 60 words. Have someone help you edit it.	8 Learn how to spell the names of some dinosaurs.	9 Write a story. I wrote ___ words. Have someone help you edit it.	10 Make 15 subtraction with re-grouping questions and solve them. Have someone mark them.	11 Draw a wonderful sports picture. Print a story about your picture.
12 Go for a run. Ask an adult to go with you.	13 Practice all the times tables. What questions are easy and what ones are difficult?	14 Name all the provinces of Canada. Find them on a map.	15 Count by 9's to 90. How quickly can you write it down? Can you see a trick?	16 Write 15 addition with re-grouping questions and solve them. Have someone mark them.	17 Practice all the times tables.	18 Practice your ball skills. Practice bouncing, throwing and catching.
19 Practice your skipping. How many times can you skip?	20 Victoria Day. Who was Victoria and why do we celebrate her birthday?	21 Find Canada on a map of the world. How many other countries can you find?	22 Make 15 subtract. with re-grouping questions and solve them. Have someone mark them.	23 Get a handful of coins. Count how much money you have.	24 Write a story that has at least 60 words. Have someone help you edit it.	25 Play a card game with someone in your family.
26 Do aerobics for 20 minutes! Get someone in your family to help you and do it with you.	27 Practice spelling words that you find difficult.	28 Write 15 addition with re-grouping questions and solve them. Have someone mark them.	29 Look at a map of the world. Name the continents and oceans.	30 Practice all the times tables.	31 Return this paper to school. Count the stars!	

Did you do your homework every day? Put a star on every day that you did the work!

May Tips for Parents:

Read aloud each day. It is especially important if your child is not yet reading chapter books on his/her own. Pick books that have high interest for your child. Re-read some favourites!

Listen to your child read every day. Read aloud at least 15 minutes, and extend this to 20 minutes or more by having your child read to him/herself. It is very important to your child's success! Pick books that are fun to read. Ask the teacher for suggestions.



The value of homework increases when an adult happily works with the student and the work is discussed. If homework becomes stressful for either the adult or the child, the value is lessened - and can even be harmful to learning.

Summer is coming! Encourage your child to skip, bounce a ball, control it with the feet, throw and catch.

Practice the addition and subtraction facts to 18 and the multiplication facts often. There are flash cards that you can print from the website below. Without frequent repetition, children forget them.

Talk about the changes in nature as summer approaches. Discuss the plants, birds and insects that you see. If you don't know the names of these, research them with your student. Your interest will encourage your child's interest. If you have a garden, let your child plant some seeds - and if you don't have a garden, plant some seeds in a pot. Climbing beans are interesting to watch grow, and the small marigolds germinate and grow quickly.

Find a map of Canada. Show the three oceans that border Canada, and the provinces and territories. Name the 10 provinces and the 3 territories. Show a map of the world or a globe. Discuss the continents, oceans and major countries.

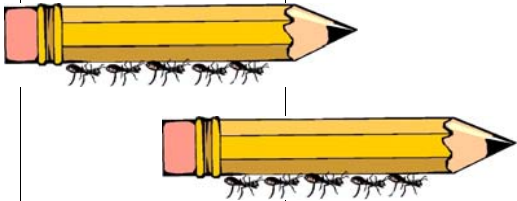
Play checkers, Chinese checkers or even chess - these are wonderful for increasing thinking skills. Card and board games are great for improving math skills. Play Monopoly or Cribbage - both are great to teach math.

For homework help, go to www.primarysuccess.ca and then to the 'Parents' link. There are lots of free things for you!



June 2019


Name _____

Sunday	Monday	Tuesday	Wednesday	Thursday	Friday	Saturday
Every day - read by yourself or to someone in your family.	When you print sentences, use capitals and periods!					1 Print today's date. Write the days of the week and the months of the year.
2 Write a story telling all the reasons you like summer.	3 Do some difficult subtraction questions!	4 Practice spelling some words that you find difficult.	5 Practice all the times tables. Which one is the easiest and which is the hardest?	6 Write a story that has at least 70 words. Have someone help you edit it.	7 Make 15 subtract. with re-grouping questions and solve them. Have someone mark them.	8 Do aerobics for 20 minutes! Get someone in your family to help you and do it with you.
9 Practice your ball skills. Practice bouncing, throwing and catching.	10 Draw a thermometer. Mark today's high and low temperature on it.	11 Count by 9's to 90. How quickly can you write it down? Can you see a trick?	12 Practice spelling words that you find difficult.	13 Find Canada on a map of the world. Make a list of other countries can you find.	14 What do you want to do this weekend? Write a paragraph about it.	15 Practice your ball skills. Practice bouncing, throwing and catching.
16 Do aerobics for 20 minutes! Get someone in your family to help you and do it with you.	17 Draw a wonderful summer picture. Print a story about your picture.	18 Practice all the times tables.	19 Write 15 addition with re-grouping questions and solve them. Have someone mark them.	20 Write a story that has at least 70 words. Have someone help you edit it.	21 Practice all the times tables. Which one is the easiest and which is the hardest?	22 Ask an older adult about what school was like when that person was young.
23 Play a board game with someone.	24 Get a handful of coins. Count how much money you have.	25 Write a story that has at least 70 words. Have someone help you edit it.	26 Write 15 addition with re-grouping questions and solve them. Have someone mark them.	27 Make 15 subtraction with re-grouping questions and solve them. Have someone mark them.	28 Practice your ball skills. Practice bouncing, throwing and catching.	29 How many times can you skip? I can skip _____ times.
30 Go on a nature walk and collect things.						


Did you do your homework every day? Put a star on every day that you did the work!

June Tips for Parents:

Summer is coming! Encourage your child to skip, learn to bounce a ball, move a ball with the feet, throw and catch.



Continue to read aloud each day. Pick books that are interesting to you and the child. Even if your child is happily reading to him/herself, reading aloud will still be fun and a valuable exercise.



Listen to your child read every day. Read aloud at least 15 minutes, and extend this to 20 minutes or more by having your child read to him/herself. It is very important to your child's success! Pick books that are fun to read. If you have a reluctant reader, try amusing books like *Captain Underpants* by Dav Pilkey or *Sideways Stories from Wayside School* by Louis Sachar.

Encourage your child to read different things, too. Some children like comic books or children's magazines. Encourage the student to research his/her interests, both in the library and on the internet. Discuss internet safety and save websites that your student can visit at any time.

Practice the addition and subtraction facts to 18 and the times tables often. There are flash cards that you can print from the website below. When the homework asks to write math questions, you can find also find questions on the website below.

Reading and many other activities can be done outdoors when the weather is nice.

Talk about the changes in nature as summer approaches. Discuss the trees and plants that are native to your area. If you don't know the names of these, get a book at the library to research them. Your interest will encourage your child's interest.

Find a map of Canada and a map of the world. Find the provinces, the oceans, continents and major countries.


Play card games or board games. These teach many math skills!

For homework help, go to www.primarysuccess.ca and then to the 'Parents' link. There are lots of free things for you!



July 2019

Name _____

Sunday	Monday	Tuesday	Wednesday	Thursday	Friday	Saturday
	1 What special day is today? Print today's date as many ways as you can.	2 Make a list of things you would like to do this holiday.	3 Have someone play a card game with you.	4 Write 15 addition with re-grouping questions and solve them. Have someone mark them.	5 Do some difficult addition questions!	6 Find a map of the world. Show someone the continents, oceans and many countries.
7 Write a story that has at least 75 words. Have someone help you edit it.	8 Visit a library, if possible. Find some interesting books to read.	9 Practice all the times tables.	10 Play a board game with someone in your family.	11 Make 15 subtraction with re-grouping questions and solve them. Have someone mark them.	12 Practice your ball skills. Practice bouncing, throwing and catching.	13 What do you want to do this weekend? Write a paragraph about it.
14 Do some difficult subtraction questions!	15 Look at a map of the world. Name the continents and the oceans.	16 Go for a run. Ask an adult to go with you.	17 Practice your ball skills. Practice bouncing, throwing and catching.	18 Play a board game with someone in your family.	19 Practice all the times tables.	20 Practice spelling words that you find difficult.
21 Cut words out of a newspaper or magazine to make a story.	22 Make 15 subtraction with re-grouping questions and solve them. Have someone mark them.	23 Get a handful of coins. Count how much money you have.	24 Make a list of summer words and practice spelling them.	25 Draw a thermometer. Mark today's high and low temperature on it.	26 Write a story that has at least 70 words. Have someone help you edit it.	27 Print your full name, address and birthday. Make a list of important phone numbers.
28 Practice your ball skills. Practice bouncing, throwing and catching.	29 Write 15 addition with re-grouping questions and solve them. Have someone mark them.	30 Practice spelling words that you find difficult.			Every day - read by yourself or to someone in your family.	When you print sentences, use capitals and periods!

Did you do your homework every day? Put a star on every day that you did the work!

July Tips for Parents:

Continue to read aloud each day. Students who listen to books have better comprehension skills as they are used to imagining the stories. They also have larger listening and speaking vocabularies.

Listen to your child read every day. Read aloud at least 15 minutes, and extend this by having your child read to him/herself. It is very important to your child's success! Pick books that are fun to read. Go to the library and choose some books.



Summer is here! Encourage your child to skip and practice bouncing a ball, moving a ball with the feet, throwing and catching.

Practicing the addition and subtraction facts to 18 and the multiplication facts often. If these are practiced in the summer your student will begin math in the next grade with ease.

If you travel in the summer, take books along! Now you have an answer to the "What can I do?" question. When travelling, play the 'brainstorming' game. Give a topic, and then think of things that fit it taking turns with items (the person who finally can't think of any more is out) - a list of fruit, the names of birds, of things that are a certain shape, or things that are a colour - words that rhyme or begin with a certain letter. This helps the child extend his/her thinking. It can also be fun, and the family can join in.

Find a map of the world. It can be a paper map, or maps on the internet. Find Canada, and then other countries. Find the United States, China, Russia, India, Australia, England, France, etc. In what continents are these countries?

Doing a daily journal of the holidays is a good way of keeping up writing skills, and it makes a good keepsake. If you have a computer the student can use, have him/her type the daily events in a file. Show the basics of word processing.


Play card games or board games. These teach many math skills, quick thinking and planning ahead.

For homework help, go to www.primarysuccess.ca and then to the 'Parents' link. There are lots of free things for you!



August 2019

Name _____

Sunday	Monday	Tuesday	Wednesday	Thursday	Friday	Saturday
<p>When you print sentences, use capitals and periods!</p>	<p>Every day - read by yourself or to someone in your family.</p>			<p>1 Print today's date as many ways as you can. Print the days of the week and the months of the year.</p>	<p>2 Do some difficult addition and subtraction questions!</p>	<p>3 Play a board game with someone in your family.</p>
<p>4 Find Canada on a map of the world. How many other countries can you find?</p>	<p>5 Write a story that has at least 70 words. Have someone help you edit it.</p>	<p>6 Practice spelling some words that you find difficult. Did you misspell words yesterday?</p>	<p>7 Write 15 addition with re-grouping questions and solve them. Have someone mark them.</p>	<p>8 Practice your ball skills. Practice bouncing, kicking, throwing and catching.</p>	<p>9 Do some difficult addition questions!</p>	<p>10 Visit a library, if possible. Find some interesting books to read.</p>
<p>11 Draw a thermometer. Mark today's high and low temperature on it.</p>	<p>12 Make 15 subtraction with re-grouping questions and solve them. Have someone mark them.</p>	<p>13 Practice spelling words that you find difficult.</p>	<p>14 Look at a map of the world. Name the continents and the oceans.</p>	<p>15 Practice all the times tables.</p>	<p>16 Write a story that has at least 70 words. Have someone help you edit it.</p>	<p>17 Write 15 addition with re-grouping questions and solve them. Have someone mark them.</p>
<p>18 Get a handful of coins. Count how much money you have.</p>	<p>19 Practice your ball skills. Practice bouncing, kicking, throwing and catching.</p>	<p>20 Practice all the times tables.</p>	<p>21 Write an imaginary story. Plan the story before you begin. How will it end?</p>	<p>22 Work on the story you began yesterday. Have someone help you edit it.</p>	<p>23 Practice spelling words that you find difficult.</p>	<p>24 Make 15 subtraction with re-grouping questions and solve them. Have someone</p>
<p>25 Write a story about being a good friend and about being kind to others.</p>	<p>26 Make a list of reasons why you want to go back to school and a list of why you don't want to go.</p>	<p>27 Play a board game with someone in your family.</p>	<p>28 Do some difficult subtraction questions!</p>	<p>29 Write 15 addition with re-grouping questions and solve them. Have someone mark them.</p>	<p>30 The summer is over! Make a list of things you hope to learn in school this year.</p>	<p>31 Write a long story about your summer vacation.</p>

Did you do your homework every day? Put a star on every day that you did the work!

August Tips for Parents:

Continue to read aloud. Students who listen to books have better comprehension skills as they are used to imagining the stories. They also have larger listening and speaking vocabularies. And reading aloud is fun!

Listen to your child read every day. Read aloud at least 15 minutes, and extend this to 30 minutes by having your child read to him/herself. If you travel in the summer, take books along! Now you have an answer to the "What can I do?" question.

Texting friends and e-mailing are good writing exercises that children love to do. This isn't 'work' and isn't homework - just fun. It is also important that children know how to use technology.

Practicing the addition and subtraction facts to 18 and the times tables will really help your child in Grade Four. Now the math becomes more difficult, and the students who know the basic facts will do this with ease.

When travelling, play the 'brainstorming' game. Give a topic, and then think of things that fit it taking turns with items (the person who finally can't think of any more loses) - a list of vegetables, countries, of things that need batteries, or creatures that live in the sea - things that have seeds or that fly - words that rhyme or begin with a certain letter. This helps the child extend his/her thinking. It can also be fun, and everyone can join in.

If you travel (even locally) in the summer, take along maps. Let your child follow the travel on the map, and talk about the things you pass along the way. Talk about the scale of the map and the distances between towns.

Doing a daily journal of the holidays is a good way of keeping up writing skills, and it makes a good keepsake. If you have a computer the student can use, have him/her write the daily events in a file. Teach the basics of typing and word processing.

Play card games or board games. These teach many math skills!

For homework help, go to www.primarysuccess.ca and then to the 'Parents' link. There are lots of free things for you!



September 2018

Name _____

Sunday	Monday	Tuesday	Wednesday	Thursday	Friday	Saturday
						1
2	3	4	5	6	7	8
9	10	11	12	13	14	15
16	17	18	19	20	21	22
23	24	25	26	27	28	29
30						

October 2018

Name _____

Sunday	Monday	Tuesday	Wednesday	Thursday	Friday	Saturday
	1	2	3	4	5	6
7	8	9	10	11	12	13
14	15	16	17	18	19	20
21	22	23	24	25	26	27
28	29	30	31			

November 2018

Name _____

Sunday	Monday	Tuesday	Wednesday	Thursday	Friday	Saturday
				1	2	3
4	5	6	7	8	9	10
11	12	13	14	15	16	17
18	19	20	21 .	22	23	24
25	26	27	28	29	30	

December 2018

Name _____

Sunday	Monday	Tuesday	Wednesday	Thursday	Friday	Saturday
2	3	4	5	6	7	1
						8
9	10	11	12	13	14	15
16	17	18	19	20	21	22
23	24	25	26	27	28	29
30	31					

January 2019

Name _____

Sunday	Monday	Tuesday	Wednesday	Thursday	Friday	Saturday
		1	2	3	4	5
6	7	8	9	10	11	12
13	14	15	16	17	18	19
20	21	22	23	24	25	26
27	28	29	30	31		

February 2019

Name _____

Sunday	Monday	Tuesday	Wednesday	Thursday	Friday	Saturday
					1	2
3	4	5	6	7	8	9
10	11	12	13	14	15	16
17	18	19	20	21	22	23
24	25	26	27	28		

March 2019

Name _____

Sunday	Monday	Tuesday	Wednesday	Thursday	Friday	Saturday
					1	2
3	4	5	6	7	8	9
10	11	12	13	14	15	16
17	18	19	20	21	22	23
24	25	26	27	28	29	30
31						

April 2019

Name _____

Sunday	Monday	Tuesday	Wednesday	Thursday	Friday	Saturday
	1	2	3	4	5	6
7	8	9	10	11	12	13
14	15	16	17	18	19	20
21	22	23	24	25	26	27
28	29	30				

May 2019

Name _____

Sunday	Monday	Tuesday	Wednesday	Thursday	Friday	Saturday
			1	2	3	4
5	6	7	8	9	10	11
12	13	14	15	16	17	18
19	20	21	22	23	24	25
26	27	28	29	30	31	

June 2019

Name _____

Sunday	Monday	Tuesday	Wednesday	Thursday	Friday	Saturday
						1
2	3	4	5	6	7	8
9	10	11	12	13	14	15
16	17	18	19	20	21	22
23	24	25	26	27	28	29
30						

July 2019

Name _____

Sunday	Monday	Tuesday	Wednesday	Thursday	Friday	Saturday
	1	2	3	4	5	6
7	8	9	10	11	12	13
14	15	16	17	18	19	20
21	22	23	24	25	26	27
28	29	30	31			

August 2019

Name _____

Sunday	Monday	Tuesday	Wednesday	Thursday	Friday	Saturday
				1	2	3
4	5	6	7	8	9	10
11	12	13	14	15	16	17
18	19	20	21	22	23	24
25	26	27	28	29	24	31